


Bio and Reports Written by Billy Parker

Four (4) Extensive Reports on the 2020 Presidential Election




“I have written a total of four reports on the 2020 Presidential Election. My nearly 3-year analysis of that election has been an evolving one – very much a learning process. What I thought and believed in the beginning is different from what I do now. One of the biggest differences is what I have come to know as the ‘Out-of-Line’ vote, according to historical trends. Up until the 2022 Midterm Election, I thought that bloc of votes was nearly entirely fraudulent. Now I have come to realize that election fraud is just part of – one of numerous forces that are causing our elections to be altered and manipulated.”




Part I of A Special Report on the 2020 Presidential Election Results, Published 7/16/2021: Possibly 9.6 Million Fraudulent Votes calculated from only 15 states in the 2020 election. Other studies are considered including the *Election Spikes Report*.

[READ REPORT →](#)



Part II of A Special Report on the 2020 Presidential Election Results, Published 9/21/2021: Comparison of election result to US Census population from 1948 to 2020. A historical record of each election cycle, including the winning percentage and margins.

[READ REPORT →](#)



Supplemental to Part II of A Special Report on the 2020 Presidential Election Results, Published 3/1/2022: Continuation of findings by comparing election results to the population. “Inflation at the Ballot Box” and influence of 3rd Party Candidates.

[READ REPORT →](#)



A Critique of Dr. Douglas Frank – Cyber Symposium of August 10, 2021, Published 2/10/2022: This Mike Lindell sponsored event about the 2020 election was possibly a source of FALSE INFORMATION with Dr. Frank’s “incredible” assertions.

[READ REPORT →](#)

Bio:



My bio is a little different than most in the academia world involving analysis of the 2020 Presidential Election. I’m just an average citizen who has a little background in numbers and who is trying to do everything possible to stop the tyranny that I’m witnessing before my eyes – before we lose our Republic.

My credentials are as follows: I have an undergraduate Bachelor of Science degree in Business Administration, with a concentration in Finance from **East Carolina University (ECU)** in Greenville, NC from the year 1984. My first 2 ½ years of this 4 year degree were spent at **North Carolina State University (NCSU)** in Raleigh, NC. In my professional life, I worked as a real estate appraiser for the **Birch Appraisal Group** in Raleigh, NC. In more recent years, I have gone into the marketing and promotional business, mainly to do with collegiate apparel; but of late, it has been all politically related. My forte is numbers; and I generally see the world in numbers – trying to figure out what is going on in terms of numbers and the probability of things happening. While in college, I made only two “A’s”, one was in general accounting, and the other was in statistics. (I made plenty of “B’s” and “C’s”. Again, I’m just an average citizen trying to stop the tyranny.)

Now let me tell a little how election integrity has become my new career and life work: As mentioned, I have a side-line business involving the marketing and promotional business – where I sell screen-printed T-shirts. Mainly when one of the local major universities of Duke, UNC, NCSU, and ECU wins a championship, I would sell those

type shirts in the towns and smaller cities of central and eastern North Carolina, up and down Main Street; and I have been doing this for the past 40+ years. So when there is strong Demand for a product, I can clearly recognize it. Well about 2 ½ weeks before Election Day of 2020, I ordered a bunch of Donald Trump T-Shirts. I went out selling them, and it was like working a National Championship. I was selling them left and right in the little cities that I was working; and nobody was asking for a Joe Biden T-shirt (I didn't have any if they had asked). I did very well with the Trump shirts and hats. Then when Donald Trump didn't actually win the election, I started to scratch my head and say, "something doesn't seem right about this picture." Like many people following that most unusual Election Day, my eyes and ears were glued to the television and radio for answers. One of the best sources of information about what had happened with the election, I found, was with the Glenn Beck Radio Program. On January 20, 2021 (the day of Inauguration of Joe Biden), I wrote an Open Letter to Glenn Beck asking him to put in a file everything he had aired about the election and put that on his website so people could download it. With me being only one of millions of people who he receives letters and gets emails from on a daily basis, I heard NOTHING from my request. So about a month later, I started to do my own research. The first thing I did was to do an Internet search for what others were doing. I came across and thought I hit pay dirt when I found the website of 2020ElectionIrregularities.com (site has since expired and no longer up). I found a number of very detailed and informative reports on that site, including information about the vote spikes that happened during the vote count – very unusual – an anomaly. In this one report about the vote spikes, the authors found such spikes to have happened in 14 states – a most interesting report! Also I found very informative the reports that Peter Navarro did of the election, where he detailed the total number of "Possible Illegal Votes" for the battleground states of Arizona, Georgia, Michigan, Nevada, Pennsylvania, and Wisconsin.

Another thing I did, and it was instinctive on my part, was to download the election results for the nation and all 50 states going back a number of cycles and also to download the census numbers going back a number of decades. With having all these numbers, I was starting to swim in a sea of numbers. It was getting actually overwhelming trying to analysis all these numbers. You should have seen our dining room table! I thought to myself, "What in the world have I done?" and "What audacity do I think in thinking I could ever make heads or tails of all these numbers, much less be able to prove fraud?" Well my big break came when I started to compare the numbers from the Spike Report to the Navarro Report involving states where there was an overlay in both reports; and I started to notice a ratio involved, the election spikes equaled roughly 25% of the total fraudulent vote number. I realized then that that one of the ways to "prove" fraud with statistics is by comparing one set of data to another! I then started to think, "What would happen if I compared all the election result numbers that I have downloaded to the population count for those cycles, in order to get a percentage of the population that votes? Also about that same time, I read a report co-authored by Dr. Stan Young called "2020 Presidential Election Contrast Analysis." In that report, Dr. Young used the concept of "DoD" – the Difference of a Difference. Walla! I realized that I could show anomalies with the data I had researched (and started to re-organize to put into sequential order) by simply comparing the "Percentages" of one election cycle to another. This is where my research started to take off. I also discovered that Dr. Young lives in the same city where I live, that of Raleigh, NC; and we have since become friends and have reviewed and shared election data together. Well one day, I came to Dr. Young and asked how we could graph out the numbers from the data bank of information that I have collected involving election data and the population. Dr. Young took my data and did regression analysis of it – so one could have a visual representation on a graph of all the numbers. The result was amazing. Now we could clearly see when and where anomalies have occurred in our elections, and where our elections have become altered and manipulated in recent cycles. This is when a new and much better methodology of analyzing election results was born! It was like we were Wilbur and Orville Wright working in our little shop (at our home computer station) to come up with a new invention and a new way of looking at things.